



Electrolux
PROFESSIONAL

Standard Preparation 1200 mm Cupboard Sink with 1 Bowl & Left Drain

ITEM # _____

MODEL # _____

NAME # _____

SIS # _____

AIA # _____



132819 (MLA1216SXN)

Cupboard Sink with 1 bowl
600x500mm, left hand
drainer and 2 sliding doors,
1200mm

Short Form Specification

Item No. _____

Made entirely from stainless steel. Inner welded frame in stainless steel. Unique connection of panels to inner frame. The 50mm high worktop in 304 AISI stainless steel, 1mm in thickness, incorporates a layer of sound deadening material and has upturned edges. Upstand (h=100mm) with 8mm rounded edge. Drainage area suitable for drying operations. Sound-deadened sliding doors. Base panel in 304 AISI stainless steel and height-adjustable intermediate shelf. Sink bowl in 304 AISI stainless steel with overflow pipe and drain hole. Mounted on feet, adjustable in height.

Main Features

- Ideal for central positioning in the kitchen, either as island installation or back to back.
- Sturdiness, stability and reliability of table accurately tested.

Construction

- Inner welded frame in stainless steel to guarantee superior strength and stability.
- Easy access to the cupboard interior on all lengths guaranteed by the use of only 2 doors.
- Reinforced side and base panel in 304 AISI stainless steel.
- 304 AISI stainless steel feet, 200 mm high and 54 mm in diameter, adjustable by -50/+30 mm.
- Sturdy sound-deadened sliding doors on tracks located flush to the front of the frame.
- Drainage area suitable for drying operations
- 100 mm upstand with 10 mm radiused corner and 13 mm deep, designed to be used against a wall.
- 50 mm worktop in 304 AISI stainless steel, 10/10 in thickness with overflow rim along the top.
- Wide range of taps are available to suit every need.

Optional Accessories

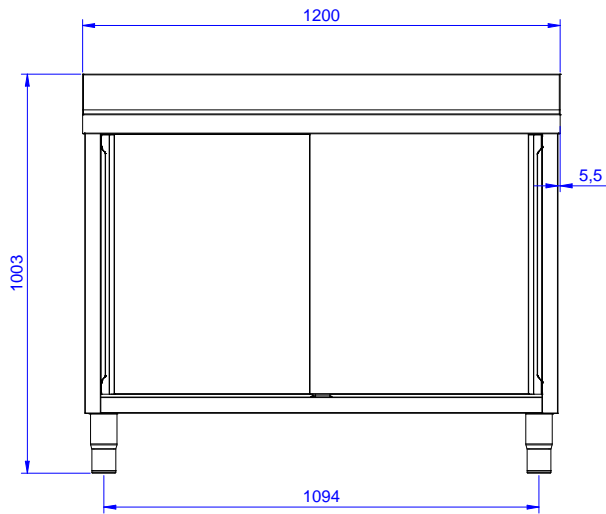
- Wheel kit for cupboards, 4 wheels (2 with brakes), D=1000 mm PNC 855299 ☐
- Elbow operated mixer tap with PNC 855322 ☐
spout 3/4", single hole
- Elbow operated mixer tap with PNC 855323 ☐
short spout 3/4", single hole
- Foot operated mixer tap (hot and cold) with spout 3/4" PNC 855328 ☐
- Single plastic drain syphon 2 " for Sinks PNC 895313 ☐

APPROVAL: _____

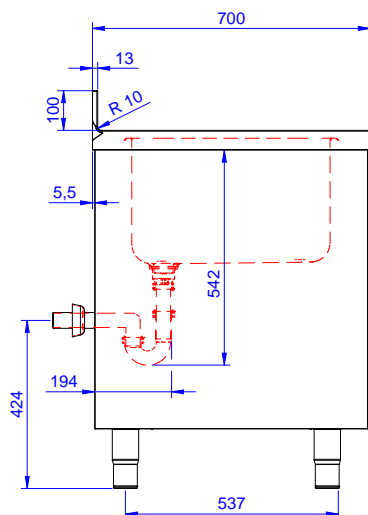


Experience the Excellence
www.electroluxprofessional.com

Front

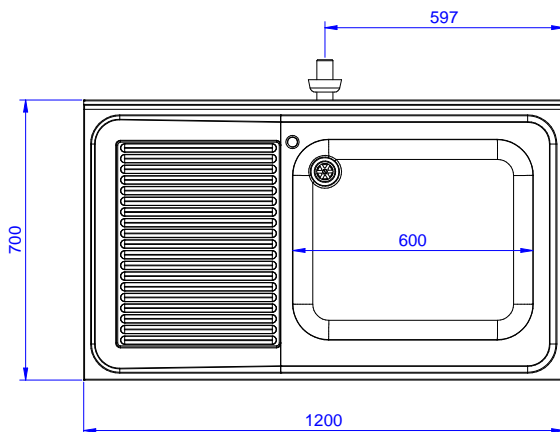


Side



D = Drain

Top



Drain:

Drainer position: Left

Key Information:

Cabinet width:	1145 mm
Cabinet depth:	645 mm
Cabinet height:	380 mm
External dimensions, Width:	1200 mm
External dimensions, Depth:	700 mm
External dimensions, Height:	1000 mm
Upstand Dimensions, Height:	100 mm
Upstand Dimensions, Depth:	13 mm
Upstand Dimensions, Radius:	R=10
Bowls number	1
Bowl dimensions	600x500xH300
Number and type of doors:	2 Sliding
Worktop thickness:	50 mm
Net weight:	55 kg